

Yr-1 Management Account Analysis

Meridian Luxe

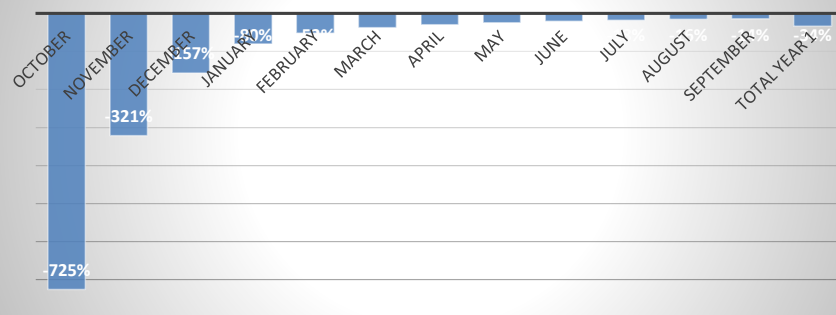
FORECAST MANAGEMENT ACCOUNTS FOR THE PERIODS 2025-2030



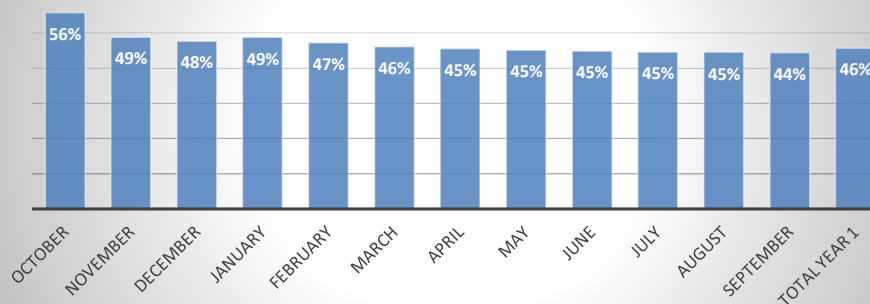
Year 1 analysis

Month	October	November	December	January	February	March	April	May	June	July	August	September	Total year 1
Gross Profit Percentage	56%	49%	48%	49%	47%	46%	45%	45%	45%	45%	45%	44%	46%
Net Profit Percentage	-725%	-321%	-157%	-80%	-52%	-38%	-30%	-24%	-20%	-18%	-16%	-14%	-34%
Expenses as a % of Sales	274%	130%	72%	46%	35%	30%	27%	25%	24%	23%	22%	22%	33%
Interest Cover	-0,43	-0,34	-0,19	0,04	0,18	0,29	0,38	0,45	0,51	0,55	0,59	0,61	0,21

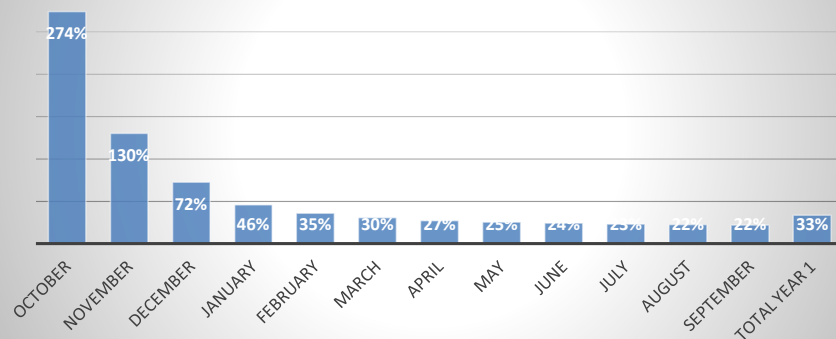
Net Profit Percentage



Gross Profit Percentage



Expenses as a % of Sales



Interest Cover

